

Shelf covers are used at the end of a run of shelves only

14cm (SC14)



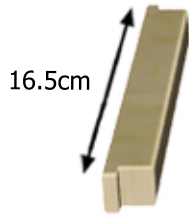
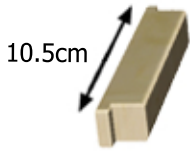
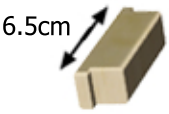
18cm (SC18)

24cm (SC24)

30cm (SC30)


40cm (sc40)

50cm (SC50)



Without

With



Shelf covers neatly fill the gap between a top shelf and an end upright